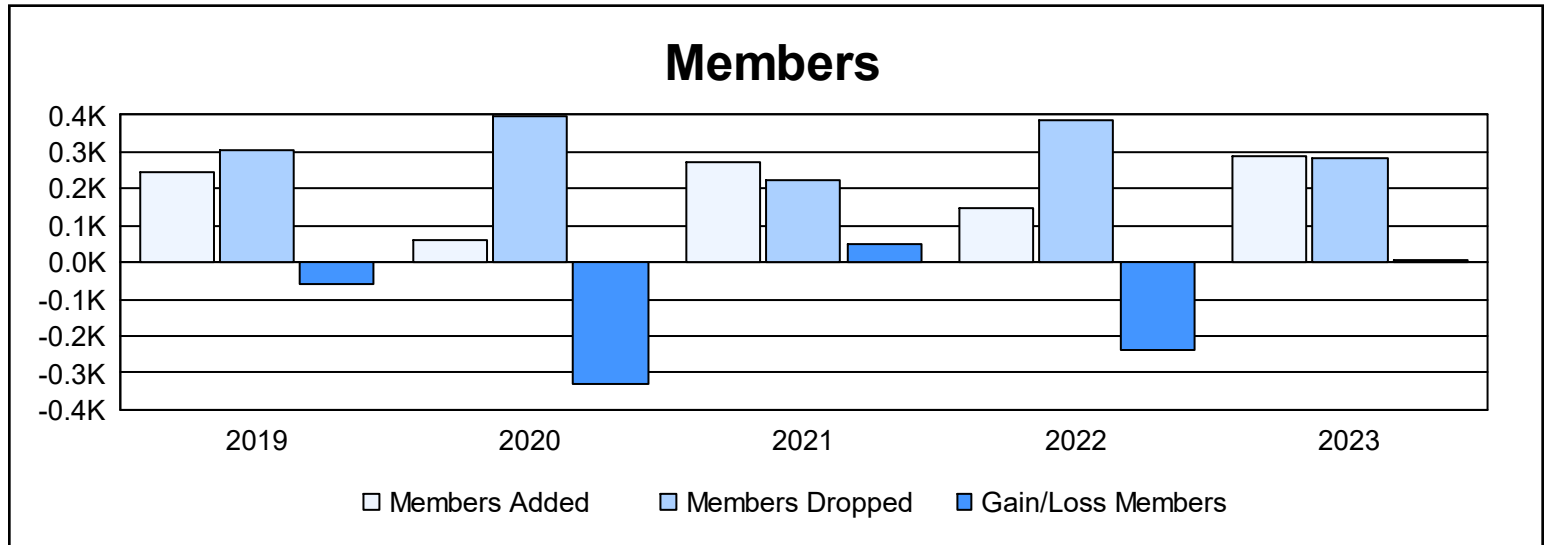
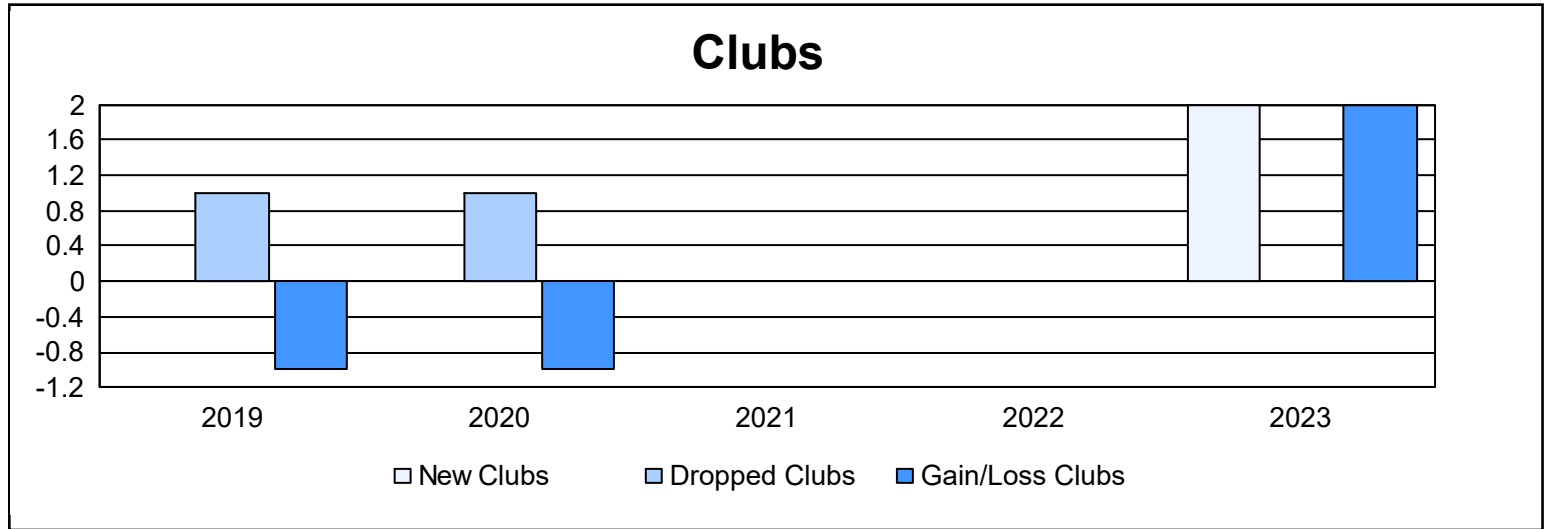
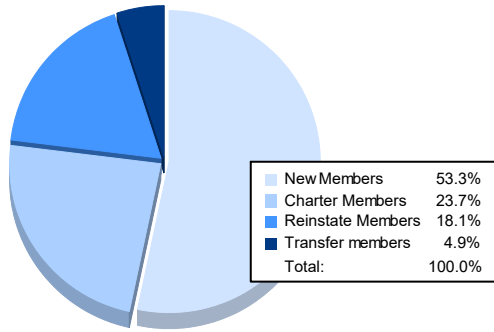


Year	New Clubs	Dropped Clubs	Gain/ Loss Clubs	New Members	Charter Members	Reinstate Members	Transfer Members	Total Member Added	Total Members Dropped	Gain/ Loss Members
2018-2019	0	1	-1	225	5	4	10	244	304	-60
2019-2020	0	1	-1	27	22	7	7	63	395	-332
2020-2021	0	0	0	260	1	9	3	273	221	52
2021-2022	0	0	0	121	9	8	7	145	385	-240
2022-2023	2	0	2	153	68	52	14	287	282	5
<b>Average</b>	<b>0</b>	<b>0</b>	<b>0</b>	<b>157</b>	<b>21</b>	<b>16</b>	<b>8</b>	<b>202</b>	<b>317</b>	<b>-115</b>



### Membership Composition June 2023 Cumulative



### Gender Composition June 2023 Cumulative

